



GIG  
CYMRU  
NHS  
WALES

Iechyd Cyhoeddus  
Cymru  
Public Health  
Wales

# Aneurin Bevan UHB

## C. difficile surveillance

2017/18 FY

financial year (FY) update

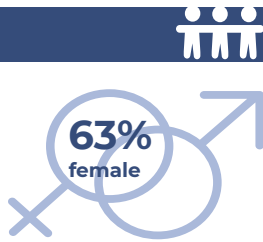
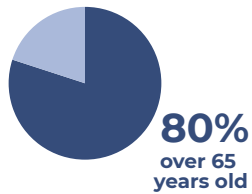
### Count



**215**  
cases

+54  
compared to  
2016/17 FY

-464  
compared to  
2010/11 FY



### Rate

per 100,000  
population

**36.81**  
per  
100,000  
population

+34%  
compared to  
2016/17 FY

-69%  
compared to  
2010/11 FY

per 1,000 hospital  
admissions

**2.14**  
per  
1,000 hospital  
admissions

+26%  
compared to  
2016/17 FY

-73%  
compared to  
2010/11 FY

### Location of diagnosis

Acute hospital  
**50%**

Community hospital  
**16%**

GP practice  
**28%**

Other location  
**<1%**

Not specified  
**5%**

**55%**  
Inpatient

Inpatient rate/  
1,000 hospital admissions  
**1.17**

### Proportion of inpatient cases by FY


76%

2010/11 FY

55%

2017/18 FY

### Rate per 100,000 population by FY



### Nevill Hall Hospital

**45** cases  
+10 compared to 2016/17 FY  
-84 compared to 2010/11 FY

Rate **1.57** per 1,000 hospital admissions

**60%** Inpatient

Inpatient rate/  
1,000 hospital admissions  
**0.94**

### Royal Gwent Hospital

**63** cases  
+6 compared to 2016/17 FY  
-66 compared to 2010/11 FY

Rate **1.10** per 1,000 hospital admissions

**76%** Inpatient

Inpatient rate/  
1,000 hospital admissions  
**0.84**

### Rate per 1,000 admissions by acute hospital

