



GIG
CYMRU
NHS
WALES

Iechyd Cyhoeddus
Cymru
Public Health
Wales

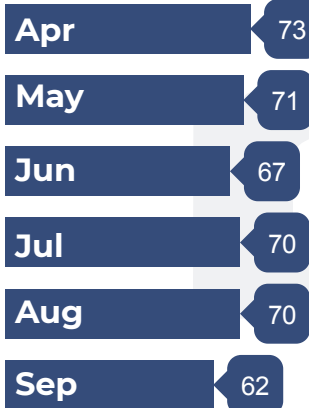
All Wales

MSSA bacteraemia surveillance

Apr - Sep 18

bi-annual update

Count



413
cases

compared to
Apr - Sep 17

-8

+88

compared to
Apr - Sep 10

Rate

per 100,000
population

per 1,000 hospital
admissions

26.36
per
100,000
population

compared to
Apr - Sep 17

-2%

+24%

compared to
Apr - Sep 10

1.79
per
1,000 hospital
admissions

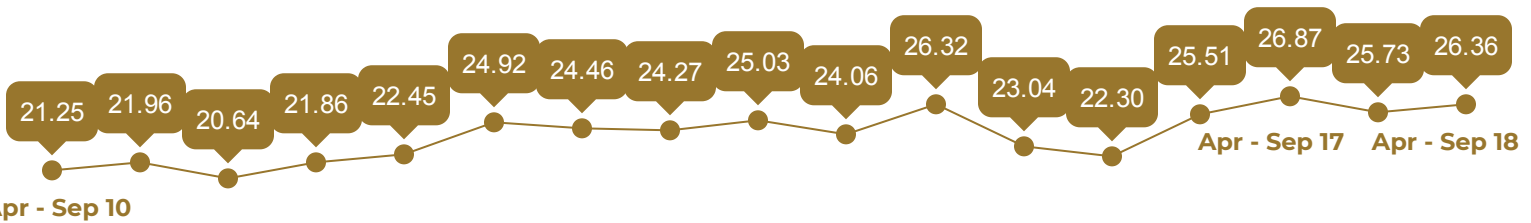
compared to
Apr - Sep 17

-1%

+24%

compared to
Apr - Sep 10

6 monthly rate per 100,000 population




Location of diagnosis




47%
Inpatient location

Inpatient rate/
1,000 hospital admissions
0.85

6 monthly proportion of inpatient cases



Demographics



Rate per 100,000 population by health board

