



GIG
CYMRU
NHS
WALES

Iechyd Cyhoeddus
Cymru
Public Health
Wales

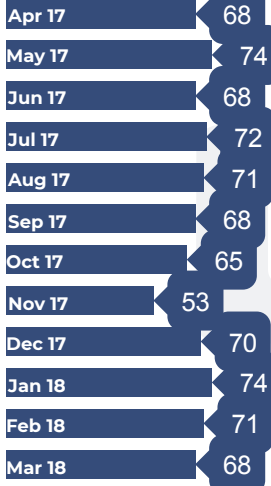
All Wales

MSSA bacteraemia surveillance

2017/18 FY

Financial year (FY) update

Count



822
cases

+78
compared to
2016/17 FY

+163
compared to
2010/11 FY

Rate

per 100,000
population

per 1,000 hospital
admissions

26.40
per
100,000
population

+10%
compared to
2016/17 FY

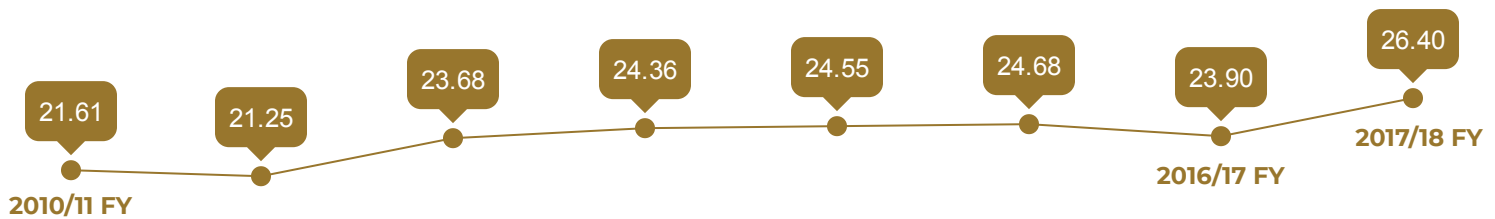
+22%
compared to
2010/11 FY

1.77
per
1,000 hospital
admissions

+9%
compared to
2016/17 FY

+21%
compared to
2010/11 FY

Rate per 100,000 population by FY



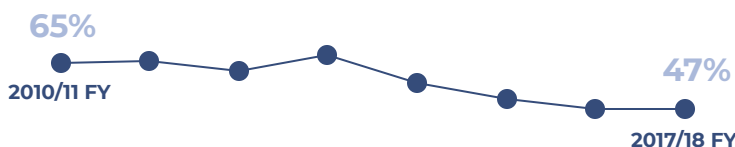
Location of diagnosis



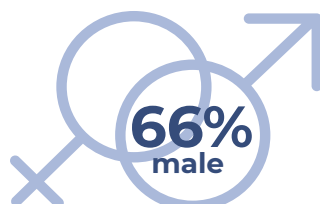
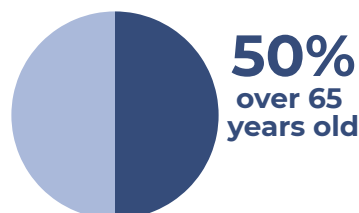
47%
Inpatient location

Inpatient rate/
1,000 hospital admissions
0.84

Proportion of inpatient cases by FY



Demographics



Rate per 100,000 population by health board

