



GIG  
CYMRU  
NHS  
WALES

Iechyd Cyhoeddus  
Cymru  
Public Health  
Wales

# Abertawe Bro Morgannwg UHB

## MSSA bacteraemia surveillance

### Apr - Sep 17

bi-annual update

#### Count



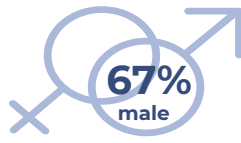
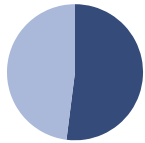
**82**  
cases

**+15**  
compared to  
Apr - Sep 16

**+26**  
compared to  
Apr - Sep 10

#### Demographics

**52%**  
under 66  
years old



#### Rate

per 100,000  
population

**30.90**  
per  
100,000  
population

**+22%**  
compared to  
Apr - Sep 16

**+43%**  
compared to  
Apr - Sep 10

per 1,000 hospital  
admissions

**1.87**  
per  
1,000 hospital  
admissions

**+23%**  
compared to  
Apr - Sep 16

**+45%**  
compared to  
Apr - Sep 10

#### Location of diagnosis

Acute  
hospital  
**100%**

Community  
hospital  
**0%**

Other  
location  
**0%**

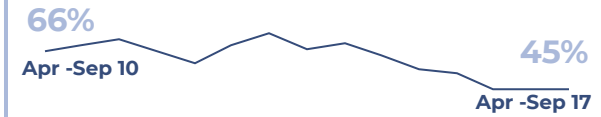
GP  
practice  
**0%**

Not  
specified  
**0%**

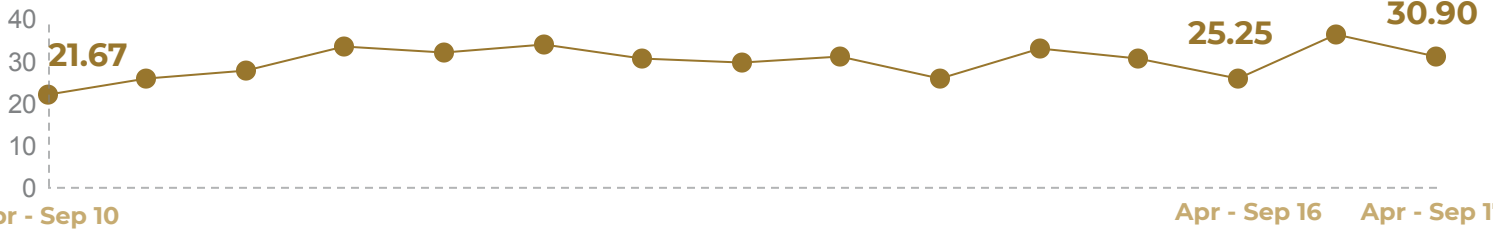
**45%**  
Inpatient

Inpatient rate/  
1,000 hospital admissions  
**0.84**

#### 6 monthly % of inpatient cases



#### 6 monthly rate per 100,000 population



#### Morrison Hospital

**42**  
cases

**+4**  
compared to  
Apr - Sep 16

**+18**  
compared to  
Apr - Sep 10

Rate  
**1.82**  
per  
1,000 hospital  
admissions

**45%**  
Inpatient

Inpatient rate/  
1,000 hospital admissions  
**0.82**

#### Neath Port Talbot Hospital

**3**  
cases

**+1**  
compared to  
Apr - Sep 16

**=**  
compared to  
Apr - Sep 10

Rate  
**1.89**  
per  
1,000 hospital  
admissions

**100%**  
Inpatient

Inpatient rate/  
1,000 hospital admissions  
**1.89**

#### Princess of Wales Hospital

**24**  
cases

**+9**  
compared to  
Apr - Sep 16

**+7**  
compared to  
Apr - Sep 10

Rate  
**2.15**  
per  
1,000 hospital  
admissions

**33%**  
Inpatient

Inpatient rate/  
1,000 hospital admissions  
**0.72**

#### Singleton Hospital

**13**  
cases

**+1**  
compared to  
Apr - Sep 16

**+1**  
compared to  
Apr - Sep 10

Rate  
**1.97**  
per  
1,000 hospital  
admissions

**54%**  
Inpatient

Inpatient rate/  
1,000 hospital admissions  
**1.06**

#### Rate per 1,000 admissions by acute hospital, Apr-Sep 17

