



GIG  
CYMRU  
NHS  
WALES

Iechyd Cyhoeddus  
Cymru  
Public Health  
Wales


# All Wales

## MRSA bacteraemia surveillance

### 2017/18 FY

### Financial year (FY) update

#### Count



**112**  
cases

**+12**  
compared to  
2016/17 FY

**-106**  
compared to  
2010/11 FY

#### Rate

per 100,000  
population

per 1,000 hospital  
admissions

**3.60**  
per  
100,000  
population

**+12%**  
compared to  
2016/17 FY

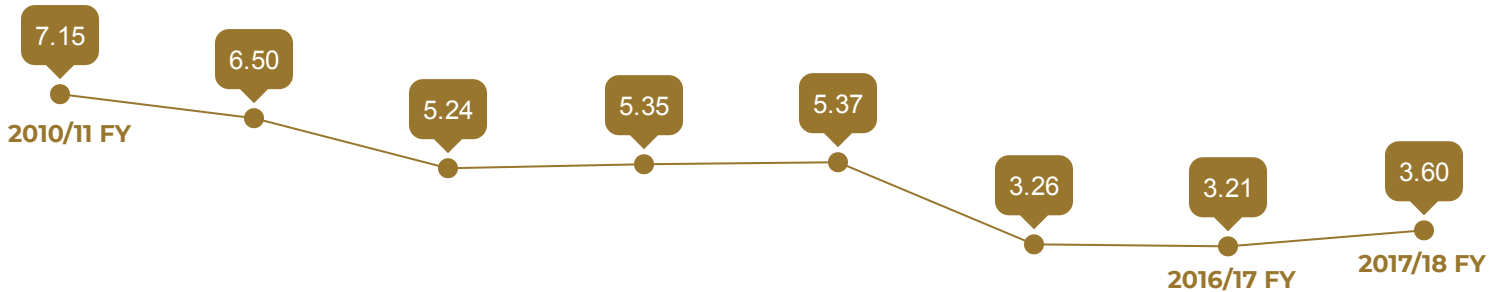
**-50%**  
compared to  
2010/11 FY

**0.24**  
per  
1,000 hospital  
admissions

**+10%**  
compared to  
2016/17 FY

**-50%**  
compared to  
2010/11 FY

#### Rate per 100,000 population by FY



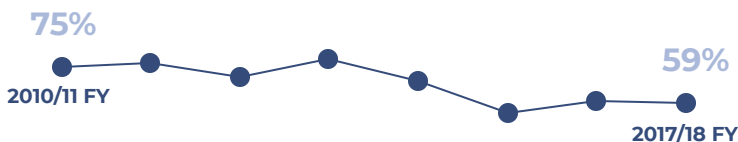
#### Location of diagnosis



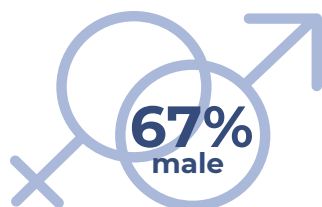
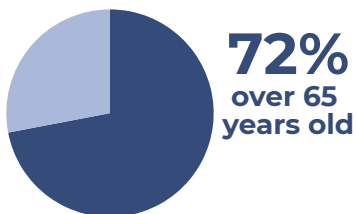
**59%**  
Inpatient location

Inpatient rate/  
1,000 hospital admissions  
**0.14**

#### Proportion of inpatient cases by FY



#### Demographics



#### Rate per 100,000 population by health board

