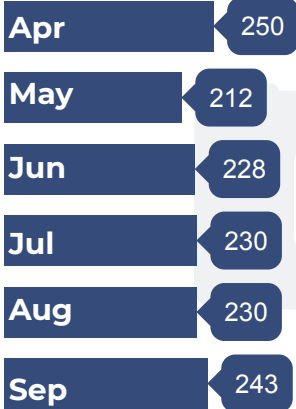




Count



1393
cases

+127
compared to
Apr - Sep 16

+413
compared to
Apr - Sep 10

Rate

per 100,000
population

per 1,000 hospital
admissions

89.25
per
100,000
population

+10%
compared to
Apr - Sep 16

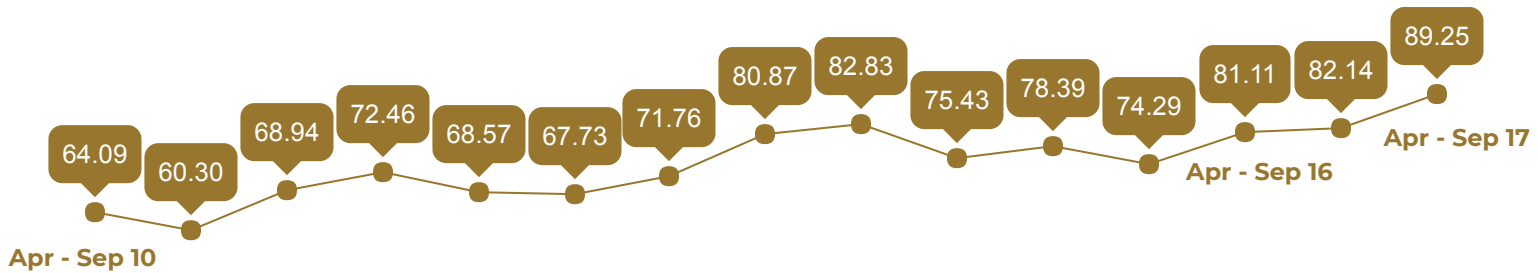
+39%
compared to
Apr - Sep 10

6.07
per
1,000 hospital
admissions

+9%
compared to
Apr - Sep 16

+38%
compared to
Apr - Sep 10

6 monthly rate per 100,000 population



Location of diagnosis




Acute
hospital
96%

Community hospital 3%
GP practice 0%
Other location <1%
Not specified <1%

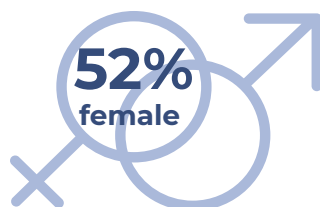
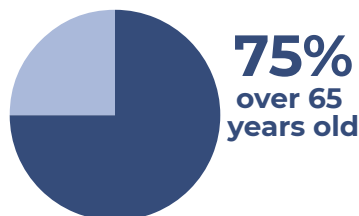
37%
Inpatient location

Inpatient rate/
1,000 hospital admissions
2.24

6 monthly proportion of inpatient cases



Demographics



Rate per 100,000 population by health board

