



GIG  
CYMRU  
NHS  
WALES

lechyd Cyhoeddus  
Cymru  
Public Health  
Wales

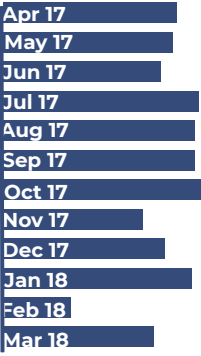
# Abertawe Bro Morgannwg UHB

## E. coli bacteraemia surveillance

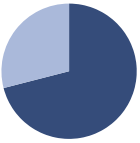
### 2017/18 FY

### financial year (FY) update

#### Count



#### Demographics



#### Rate

**99.95**  
per  
100,000  
population

**+12%**  
compared to  
2016/17 FY

**+35%**  
compared to  
2010/11 FY

**6.13**  
per  
1,000 hospital  
admissions

**+14%**  
compared to  
2016/17 FY

**+41%**  
compared to  
2010/11 FY

#### Location of diagnosis

**Acute hospital**  
**99%**

**Community hospital**  
**<1%**

**Other location**  
**<1%**


**GP practice**  
**0%**

**Not specified**  
**0%**


**43%**  
**Inpatient**

**Inpatient rate/  
1,000 hospital admissions**  
**2.63**

#### Proportion of inpatient cases by FY



#### Rate per 100,000 population by FY



#### Morrison Hospital

**263** cases  
**+54** compared to 2016/17 FY  
**+133** compared to 2010/11 FY

**Rate** **5.79** per 1,000 hospital admissions

**39%** Inpatient

**Inpatient rate/  
1,000 hospital admissions**  
**2.24**

#### Neath Port Talbot Hospital

**18** cases  
**+7** compared to 2016/17 FY  
**-112** compared to 2010/11 FY

**Rate** **5.82** per 1,000 hospital admissions

**100%** Inpatient

**Inpatient rate/  
1,000 hospital admissions**  
**5.82**

#### Princess of Wales Hospital

**141** cases  
**+20** compared to 2016/17 FY  
**+11** compared to 2010/11 FY

**Rate** **6.31** per 1,000 hospital admissions

**46%** Inpatient

**Inpatient rate/  
1,000 hospital admissions**  
**2.91**

#### Singleton Hospital

**102** cases  
**+14** compared to 2016/17 FY  
**-28** compared to 2010/11 FY

**Rate** **7.79** per 1,000 hospital admissions

**39%** Inpatient

**Inpatient rate/  
1,000 hospital admissions**  
**3.06**

#### Rate per 1,000 admissions by acute hospital

