



**GIG**  
CYMRU  
**NHS**  
WALES

Iechyd Cyhoeddus  
Cymru  
Public Health  
Wales

# **ANNUAL REPORT: 2014**

## **Orthopaedic Surgical Site Infection Surveillance**

(Includes data from 01/01/2014 - 31/12/2014)

**Aneurin Bevan UHB**

**VERSION 1**

**Issued 19/02/2016**

## Acknowledgements

The Welsh Healthcare Associated Infection Programme Team members are grateful to the orthopaedic, infection control teams and audit teams from the participating hospitals for providing the data for this report

## CONTENTS

Acknowledgements.....	2
Section 1: 2014 SSI Rates & Compliance .....	3
1.1 Rates.....	3
1.2 Compliance .....	3
2. Detailed Rates and Compliance .....	3
2.1 Primary Hip Arthroplasty Rates.....	3
2.2 Primary Hip Arthroplasty Compliance .....	4
2.3 Primary Knee Arthroplasty Rates .....	4
2.4 Primary Knee Arthroplasty Compliance.....	5
Summary: .....	5

## Section 1: 2014 SSI Rates & Compliance

*Note that this report only includes valid elective Primary Hip Arthroplasty and Primary Knee Arthroplasty procedures. Revision and emergency procedures are not included.*

This page estimates the infection rates and compliance of the Health Board, and provides a comparison with Wales.

### 1.1 Rates

Health Board	Primary Hip Arthroplasty Rates %	Primary Knee Arthroplasty Rates %
All Wales	0.90	1.41
Aneurin Bevan University Health Board	1.68	2.09

### 1.2 Compliance

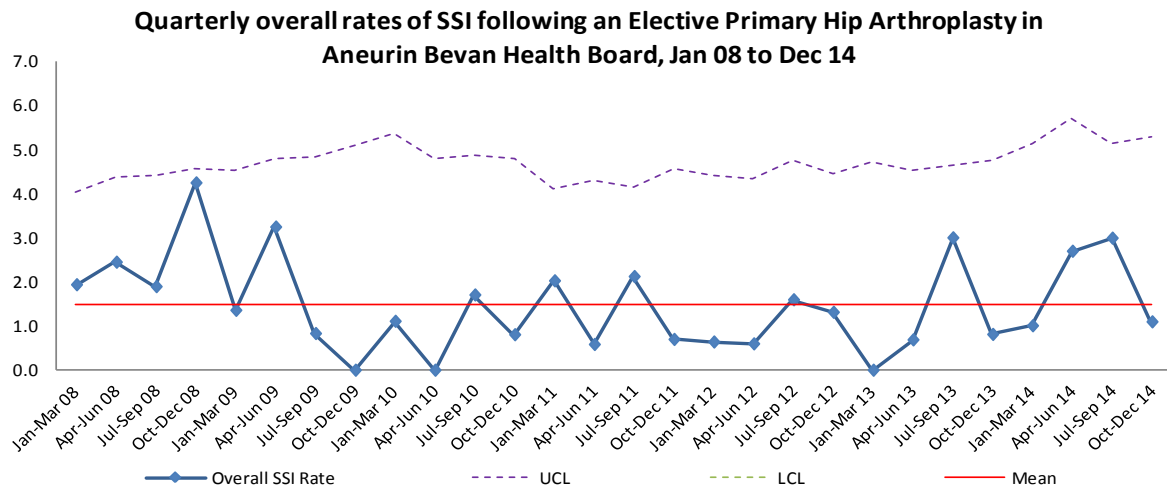
Health Board	Primary Hip Arthroplasty Compliance %	Primary Knee Arthroplasty Compliance %
All Wales	72.9	79.2
Aneurin Bevan University Health Board	67.4	81.3

## 2. Detailed Rates and Compliance

This section details the rates and compliance for the Health Board.

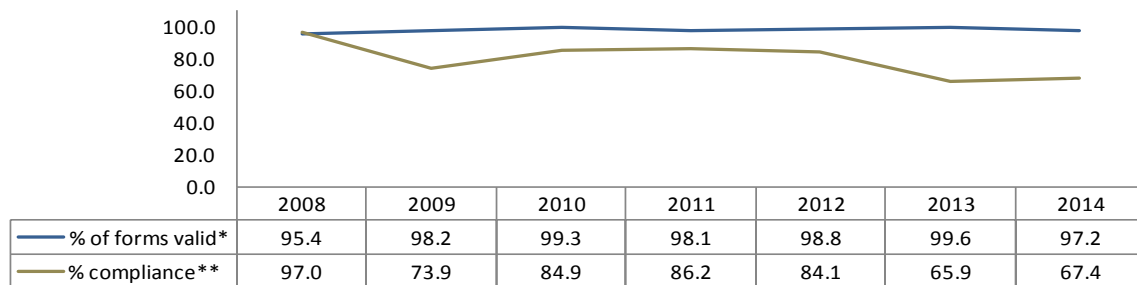
### 2.1 Primary Hip Arthroplasty Rates

Year	Number of procedures	Number of inpatient SSI	Number of post- discharge SSI	Overall SSI rate
2008	637	8	9	2.67
2009	483	2	5	1.45
2010	450	3	1	0.89
2011	686	7	3	1.46
2012	593	3	3	1.01
2013	527	0	6	1.14
2014	416	5	2	1.68



## 2.2 Primary Hip Arthroplasty Compliance

**Annual % of returned forms that are valid\* and % compliance\*\* in Aneurin Bevan Health Board, 2008-2014**

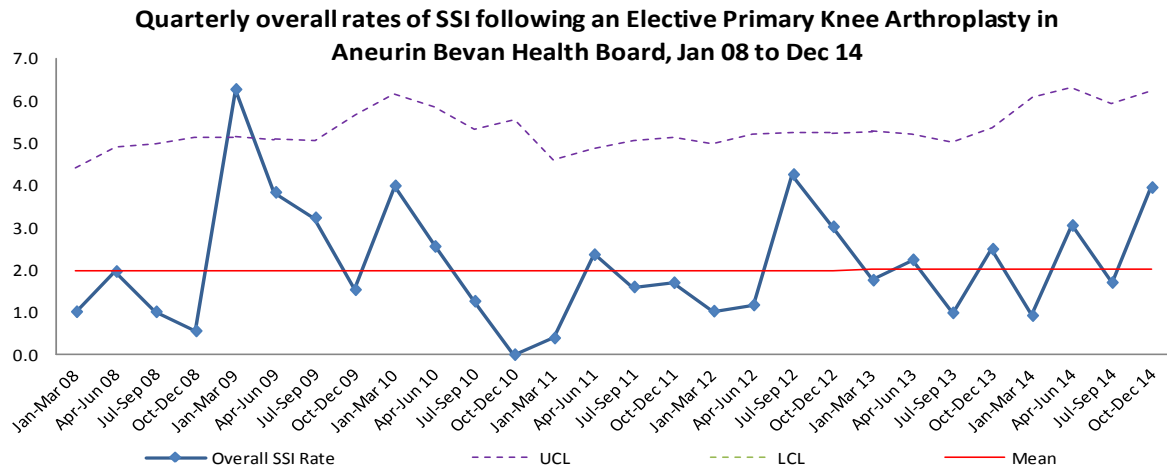


\*Valid forms=IP SSI or PD SSI responses are completed

\*\*Compliance=(Number of valid forms/Number of procedures reported to NWIS) x 100

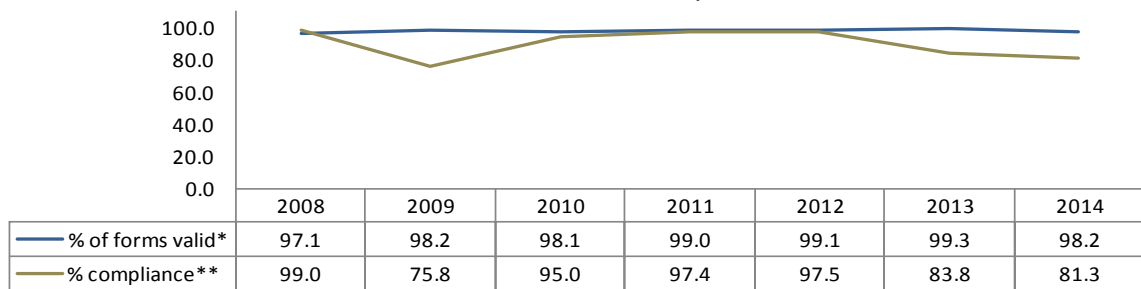
## 2.3 Primary Knee Arthroplasty Rates

Year	Number of procedures	Number of inpatient SSI	Number of post-discharge SSI	Overall SSI rate
<b>2008</b>	873	5	5	1.15
<b>2009</b>	672	8	18	3.87
<b>2010</b>	512	4	5	1.76
<b>2011</b>	828	7	5	1.45
<b>2012</b>	693	5	11	2.31
<b>2013</b>	710	4	9	1.83
<b>2014</b>	479	2	8	2.09



## 2.4 Primary Knee Arthroplasty Compliance

**Annual % of returned forms that are valid\* and % compliance\*\* in Aneurin Bevan Health Board, 2008-2014**



\*Valid forms=IP SSI or PD SSI responses are completed

\*\*Compliance=(Number of valid forms/Number of procedures reported to NWIS) x 100

### Summary:

Aneurin Bevan SSI rate following primary hip arthroplasty in 2014 was 1.7% compared to 1.0% and 1.1% in 2012 and 2013 respectively.

Aneurin Bevan SSI rate for primary knee arthroplasty in 2014 was 2.1% compared to 2.3% and 1.8% in 2012 and 2013 respectively.