



GIG
CYMRU
NHS
WALES

Iechyd Cyhoeddus
Cymru
Public Health
Wales

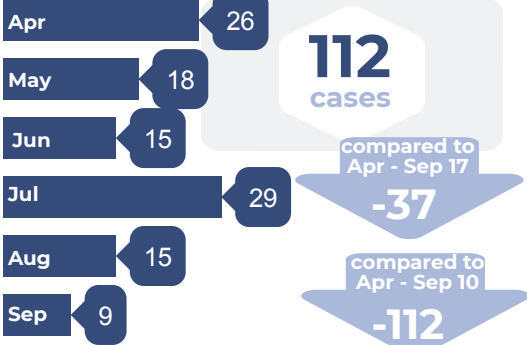
Abertawe Bro Morgannwg UHB

C. difficile surveillance

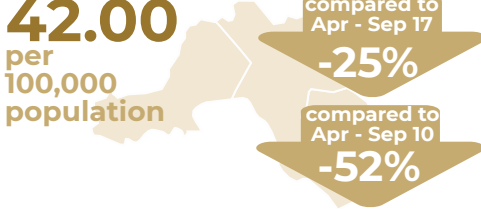
Apr - Sep 18

bi-annual update

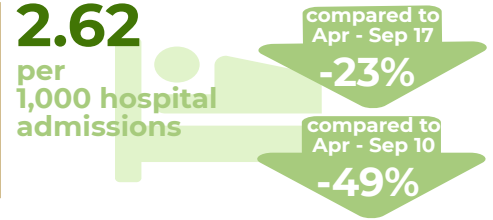
Count



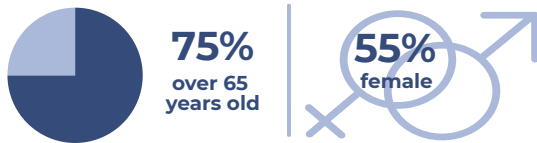
Rate



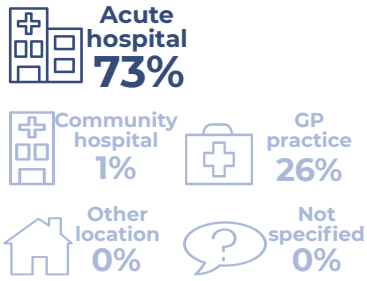
per 1,000 hospital admissions



Demographics



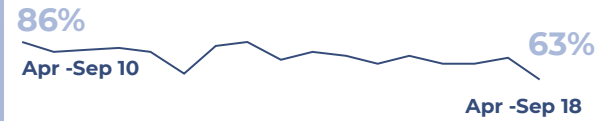
Location of diagnosis



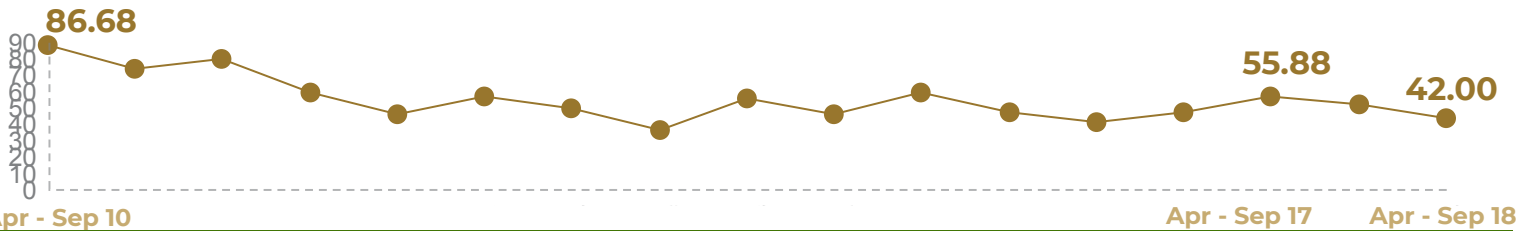
Inpatient 63%

Inpatient rate/ 1,000 hospital admissions 1.66

6 monthly % of inpatient cases



6 monthly rate per 100,000 population



Morrison Hospital



Neath Port Talbot Hospital



Princess of Wales Hospital



Singleton Hospital



Rate per 1,000 admissions by acute hospital, Apr-Sep 18

