



GIG
CYMRU
NHS
WALES

Iechyd Cyhoeddus
Cymru
Public Health
Wales

All Wales

C. difficile surveillance

2017/18 FY

Financial year (FY) update

Count



1146
cases

+99
compared to
2016/17 FY

-1649
compared to
2010/11 FY

Rate

per 100,000
population

per 1,000 hospital
admissions

36.81
per
100,000
population

+9%
compared to
2016/17 FY

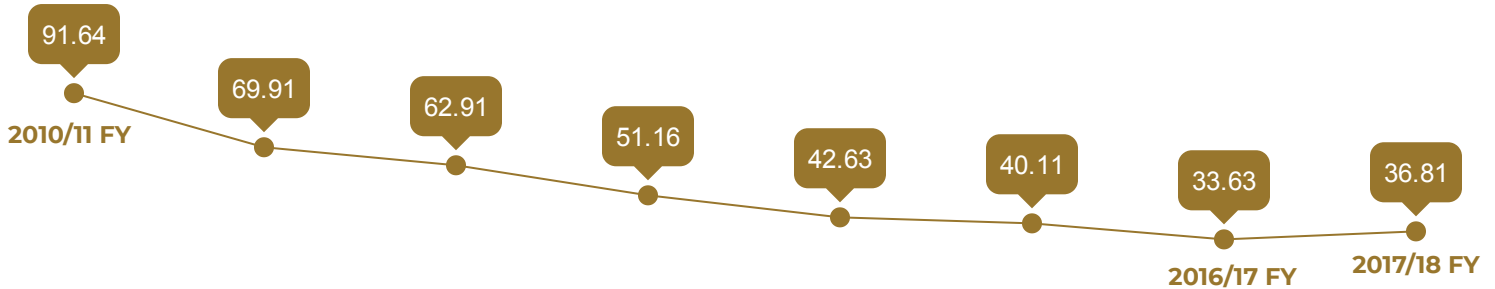
-60%
compared to
2010/11 FY

2.47
per
1,000 hospital
admissions

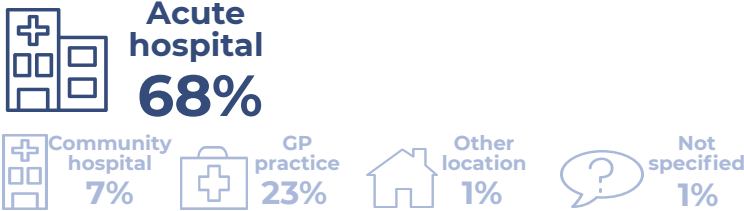
+8%
compared to
2016/17 FY

-60%
compared to
2010/11 FY

Rate per 100,000 population by FY




Location of diagnosis



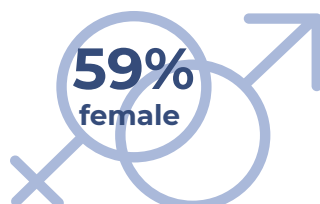
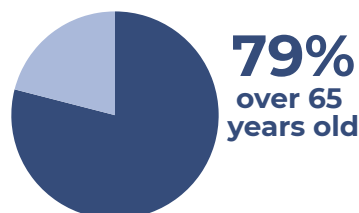
61%
Inpatient location

Inpatient rate/
1,000 hospital admissions
1.51

Proportion of inpatient cases by FY



Demographics



Rate per 100,000 population by health board

