



lechyd Cyhoeddus
Cymru
Public Health
Wales

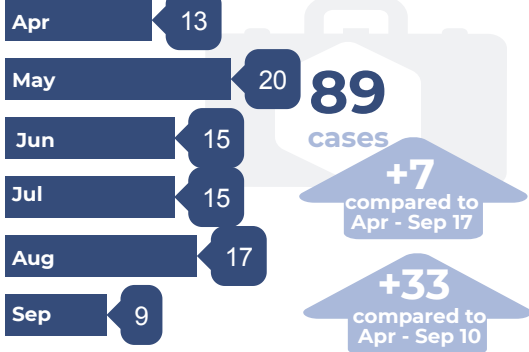
Abertawe Bro Morgannwg UHB

MSSA bacteraemia surveillance

Apr - Sep 18

bi-annual update

Count



Demographics



Rate

33.38
per 100,000 population

+9% compared to Apr - Sep 17

+54% compared to Apr - Sep 10

per 1,000 hospital admissions

2.09

per 1,000 hospital admissions

+11% compared to Apr - Sep 17

+62% compared to Apr - Sep 10

Location of diagnosis

Acute hospital
100%

Community hospital
0%

Other location
0%

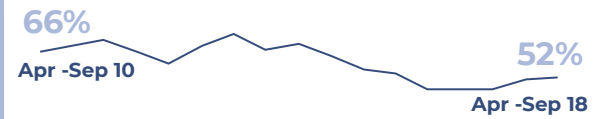
GP practice
0%

Not specified
0%

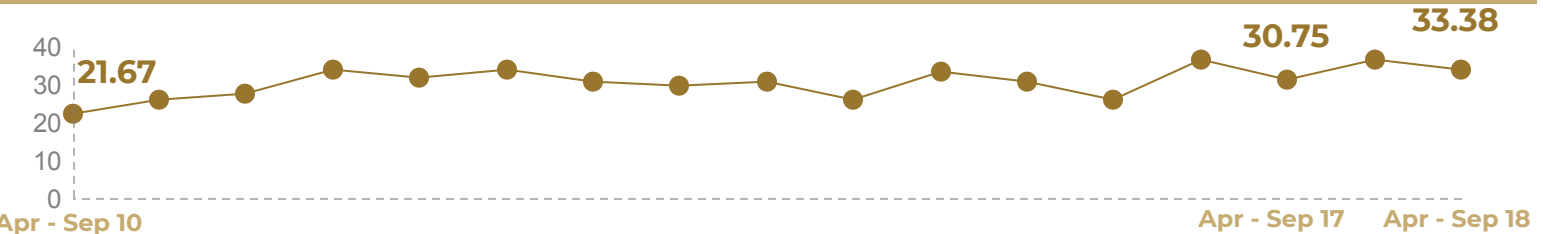
Inpatient
52%

Inpatient rate/
1,000 hospital admissions
1.08

6 monthly % of inpatient cases



6 monthly rate per 100,000 population



Morrison Hospital



Neath Port Talbot Hospital



Princess of Wales Hospital



Singleton Hospital



Rate per 1,000 admissions by acute hospital, Apr - Sep 18

