



GIG  
CYMRU  
NHS  
WALES

Iechyd Cyhoeddus  
Cymru  
Public Health  
Wales

# Aneurin Bevan UHB

## MSSA bacteraemia surveillance

### Apr - Sep 17

### bi-annual update

#### Count

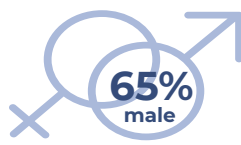
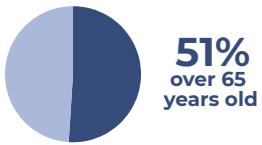


**76**  
cases

+17  
compared to  
Apr - Sep 16

+14  
compared to  
Apr - Sep 10

#### Demographics



#### Rate

**25.95**  
per  
100,000  
population

+29%  
compared to  
Apr - Sep 16

+21%  
compared to  
Apr - Sep 10

per 100,000  
population

per 1,000 hospital  
admissions

**1.56**

per  
1,000 hospital  
admissions

+22%  
compared to  
Apr - Sep 16

+6%  
compared to  
Apr - Sep 10

#### Location of diagnosis

Acute  
hospital  
**88%**

Community  
hospital  
**7%**

Other  
location  
**0%**

GP  
practice  
**0%**

Not  
specified  
**5%**

**53%**  
Inpatient

Inpatient rate/  
1,000 hospital admissions  
**0.82**

6 monthly % of inpatient cases

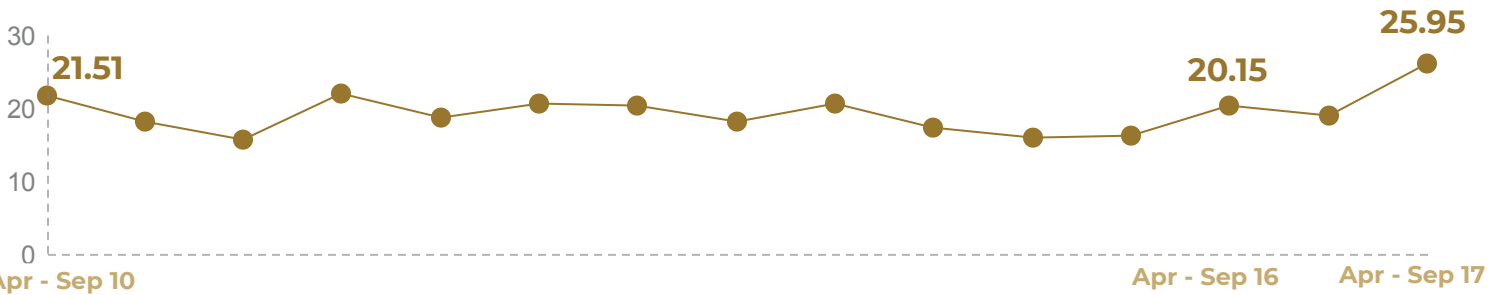
65%

Apr - Sep 10

53%

Apr - Sep 17

#### 6 monthly rate per 100,000 population



#### Nevill Hall Hospital

**22**  
cases

+7  
compared to  
Apr - Sep 16

+5  
compared to  
Apr - Sep 10

Rate  
**1.59**

per  
1,000 hospital  
admissions

**59%**  
Inpatient

Inpatient rate/  
1,000 hospital admissions  
**0.94**

#### Royal Gwent Hospital

**45**  
cases

+4  
compared to  
Apr - Sep 16

+2  
compared to  
Apr - Sep 10

Rate  
**1.62**

per  
1,000 hospital  
admissions

**42%**  
Inpatient

Inpatient rate/  
1,000 hospital admissions  
**0.68**

#### Rate per 1,000 admissions by acute hospital, Apr-Sep 17

