



GIG
CYMRU
NHS
WALES

Iechyd Cyhoeddus
Cymru
Public Health
Wales

All Wales

E. coli bacteraemia surveillance

2017/18 FY

Financial year (FY) update

Count

Apr 17	251
May 17	229
Jun 17	227
Jul 17	227
Aug 17	231
Sep 17	242
Oct 17	234
Nov 17	199
Dec 17	208
Jan 18	204
Feb 18	152
Mar 18	200

2604
cases

+56
compared to
2016/17 FY

+707
compared to
2010/11 FY

Rate

per 100,000
population

per 1,000 hospital
admissions

83.65
per
100,000
population

+2%
compared to
2016/17 FY

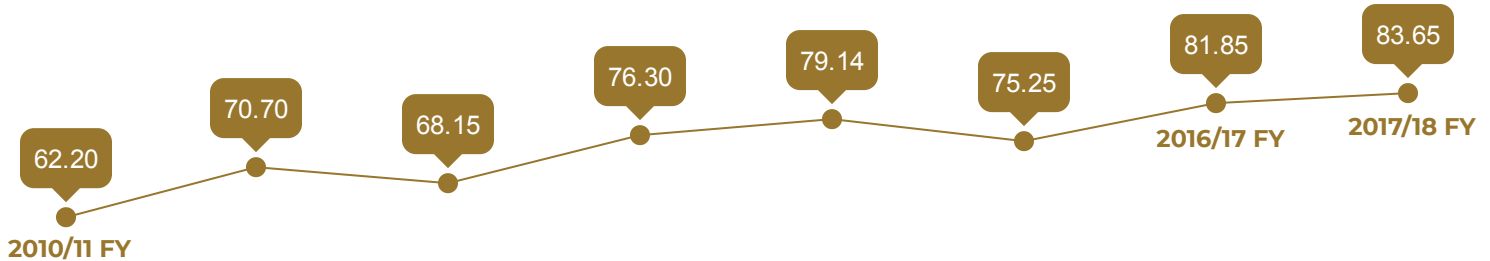
+34%
compared to
2010/11 FY

5.62
per
1,000 hospital
admissions

+1%
compared to
2016/17 FY

+33%
compared to
2010/11 FY

Rate per 100,000 population by FY



Location of diagnosis


Acute hospital
97%

Community hospital **3%** GP practice **0%** Other location **<1%** Not specified **<1%**

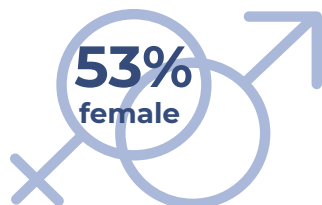
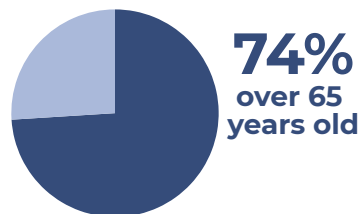
36%
Inpatient location

Inpatient rate/
1,000 hospital admissions
2.04

Proportion of inpatient cases by FY



Demographics



Rate per 100,000 population by health board

