



lechyd Cyhoeddus
Cymru
Public Health
Wales

Aneurin Bevan UHB

MSSA bacteraemia surveillance

Apr - Sep 18

bi-annual update

Count



73
cases

compared to
Apr - Sep 17
-1

+11
compared to
Apr - Sep 10

Rate

24.77
per
100,000
population

per 100,000
population

compared to
Apr - Sep 17
-1%

+15%
compared to
Apr - Sep 10

per 1,000 hospital admissions

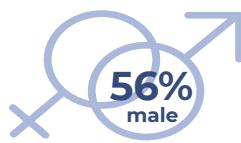
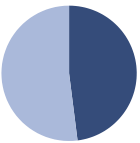
1.43

per
1,000 hospital
admissions

compared to
Apr - Sep 17
-5%

compared to
Apr - Sep 10
-3%

Demographics



Location of diagnosis

Acute
hospital
88%

Community
hospital
12%

Other
location
0%


GP
practice
0%

Not
specified
0%

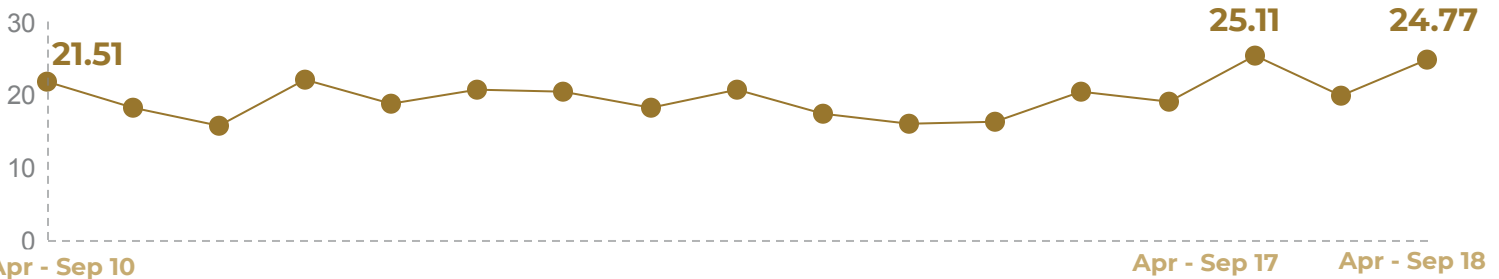
53%
Inpatient

Inpatient rate/
1,000 hospital admissions
0.76

6 monthly % of inpatient cases



6 monthly rate per 100,000 population



Nevill Hall Hospital

17 cases
compared to Apr - Sep 17 **-5**
= compared to Apr - Sep 10

Rate **1.23** per 1,000 hospital admissions

65% Inpatient

Inpatient rate/
1,000 hospital admissions
0.79

Royal Gwent Hospital

47 cases
compared to Apr - Sep 16 **+3**
compared to Apr - Sep 10 **+4**

Rate **1.67** per 1,000 hospital admissions

49% Inpatient

Inpatient rate/
1,000 hospital admissions
0.82

Rate per 1,000 admissions by acute hospital, Apr - Sep 18

