



GIG
CYMRU
NHS
WALES

lechyd Cyhoeddus
Cymru
Public Health
Wales


Abertawe Bro Morgannwg UHB

E. coli bacteraemia surveillance

Apr - Sep 17

bi-annual update

Count

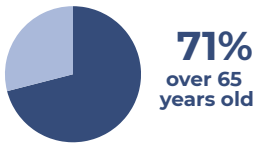


285
cases

+61
compared to
Apr - Sep 16

+81
compared to
Apr - Sep 10

Demographics



Rate

107.40
per
100,000
population

+27%
compared to
Apr - Sep 16

+36%
compared to
Apr - Sep 10

6.51

per
1,000 hospital
admissions

+28%
compared to
Apr - Sep 16

+39%
compared to
Apr - Sep 10

Location of diagnosis

Acute
hospital
99%

Community
hospital
0%

Other
location
1%


GP
practice
0%

Not
specified
0%

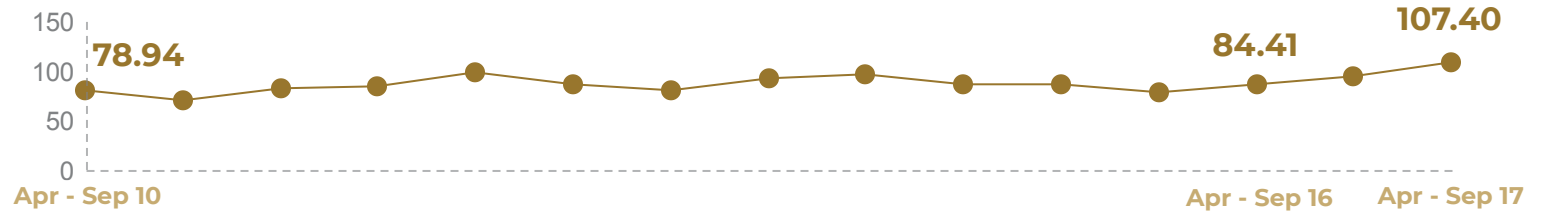
41%
Inpatient

Inpatient rate/
1,000 hospital admissions
2.67

6 monthly % of inpatient cases



6 monthly rate per 100,000 population



Morrison Hospital

135
cases

+29
compared to
Apr - Sep 16

+64
compared to
Apr - Sep 10

Rate
5.84 per
1,000 hospital
admissions

38%
Inpatient

Inpatient rate/
1,000 hospital admissions
2.21

Neath Port Talbot Hospital

6
cases

=
compared to
Apr - Sep 16

-15
compared to
Apr - Sep 10

Rate
3.77 per
1,000 hospital
admissions

100%
Inpatient

Inpatient rate/
1,000 hospital admissions
3.77

Princess of Wales Hospital

75
cases

+22
compared to
Apr - Sep 16

+24
compared to
Apr - Sep 10

Rate
6.73 per
1,000 hospital
admissions

43%
Inpatient

Inpatient rate/
1,000 hospital admissions
2.87

Singleton Hospital

66
cases

+27
compared to
Apr - Sep 16

+6
compared to
Apr - Sep 10

Rate
10.00 per
1,000 hospital
admissions

42%
Inpatient

Inpatient rate/
1,000 hospital admissions
4.24

Rate per 1,000 admissions by acute hospital, Apr-Sep 17

