



GIG
CYMRU
NHS
WALES

lechyd Cyhoeddus
Cymru
Public Health
Wales

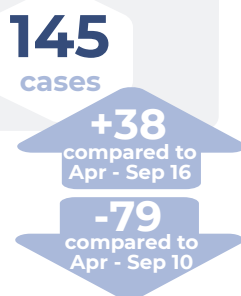
Abertawe Bro Morgannwg UHB

C. difficile surveillance

Apr - Sep 17

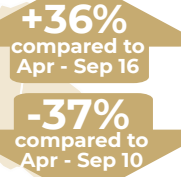
bi-annual update

Count




Rate

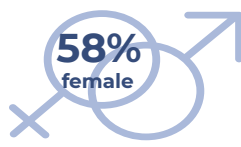
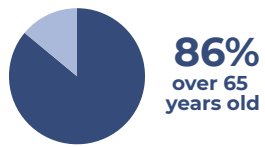
54.64
per 100,000 population



3.31
per 1,000 hospital admissions



Demographics



Location of diagnosis

78% Acute hospital

1% Community hospital

0% Other location

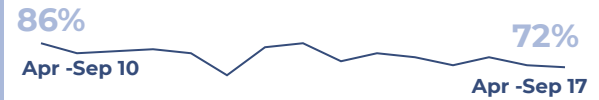
21% GP practice

0% Not specified

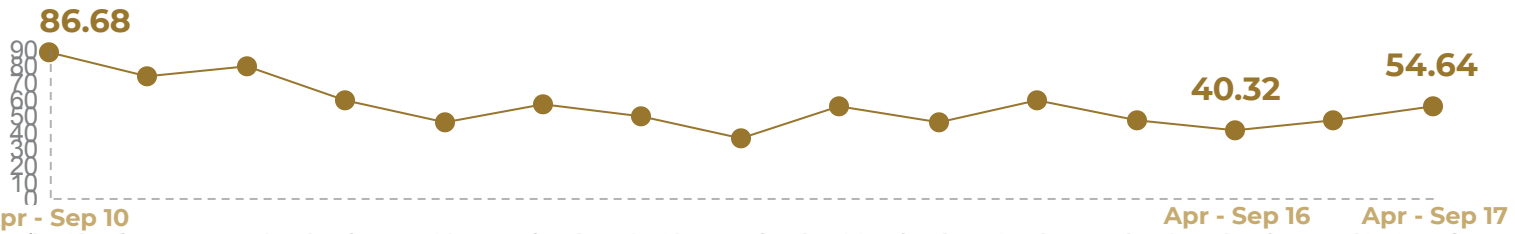
72% Inpatient

2.37 Inpatient rate/1,000 hospital admissions

6 monthly % of inpatient cases



6 monthly rate per 100,000 population



Morrison Hospital

48 cases

+6 compared to Apr - Sep 16

-33 compared to Apr - Sep 10

2.08 Rate per 1,000 hospital admissions

92% Inpatient

1.90 Inpatient rate/1,000 hospital admissions

Neath Port Talbot Hospital

3 cases

-1 compared to Apr - Sep 16

-22 compared to Apr - Sep 10

1.89 Rate per 1,000 hospital admissions

100% Inpatient

1.89 Inpatient rate/1,000 hospital admissions

Princess of Wales Hospital

39 cases

+21 compared to Apr - Sep 16

-20 compared to Apr - Sep 10

3.50 Rate per 1,000 hospital admissions

95% Inpatient

3.32 Inpatient rate/1,000 hospital admissions

Singleton Hospital

23 cases

= compared to Apr - Sep 16

-3 compared to Apr - Sep 10

3.48 Rate per 1,000 hospital admissions

78% Inpatient

2.73 Inpatient rate/1,000 hospital admissions

Rate per 1,000 admissions by acute hospital, Apr-Sep 17

