



GIG
CYMRU
NHS
WALES

Iechyd Cyhoeddus
Cymru
Public Health
Wales

Aneurin Bevan UHB

E. coli bacteraemia surveillance

2017/18 FY

financial year (FY) update

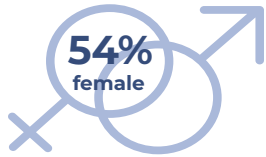
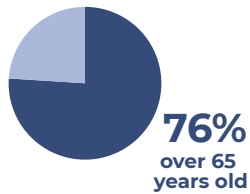
Count



449
cases

+40
compared to
2016/17 FY

+86
compared to
2010/11 FY



Rate

76.87
per
100,000
population

+10%
compared to
2016/17 FY

+22%
compared to
2010/11 FY

per 100,000
population

per 1,000 hospital
admissions

4.46

per
1,000 hospital
admissions

+4%
compared to
2016/17 FY

+5%
compared to
2010/11 FY

Location of diagnosis

Acute hospital
92%

Community hospital
7%

GP practice
0%

Other location
<1%

Not specified
<1%

41%
Inpatient

Inpatient rate/
1,000 hospital admissions
1.85

Proportion of inpatient cases by FY


61%

2010/11 FY

41%

2017/18 FY

Rate per 100,000 population by FY



Nevill Hall Hospital

135
cases

-2
compared to
2016/17 FY

+11
compared to
2010/11 FY

Rate
4.71
per
1,000 hospital
admissions

44%
Inpatient

Inpatient rate/
1,000 hospital admissions
2.09

Royal Gwent Hospital

279
cases

+46
compared to
2016/17 FY

+155
compared to
2010/11 FY

Rate
4.87
per
1,000 hospital
admissions

38%
Inpatient

Inpatient rate/
1,000 hospital admissions
1.87

Rate per 1,000 admissions by acute hospital

