



GIG
CYMRU
NHS
WALES

Iechyd Cyhoeddus
Cymru
Public Health
Wales

ANNUAL REPORT: 2014

Orthopaedic Surgical Site Infection Surveillance

(Includes data from 01/01/2014 - 31/12/2014)

ABMU Health Board

VERSION 1

Issued 19/02/2016

Acknowledgements

The Welsh Healthcare Associated Infection Programme Team members are grateful to the orthopaedic, infection control teams and audit teams from the participating hospitals for providing the data for this report

CONTENTS

Acknowledgements.....	2
Section 1: 2014 SSI Rates & Compliance	3
1.1 Rates.....	3
1.2 Compliance	3
2. Detailed Rates and Compliance	3
2.1 Primary Hip Arthroplasty Rates	3
2.2 Primary Hip Arthroplasty Compliance	4
2.3 Primary Knee Arthroplasty Rates.....	5
2.4 Primary Knee Arthroplasty Compliance.....	5
Summary:	6

Section 1: 2014 SSI Rates & Compliance

Note that this report only includes valid elective Primary Hip Arthroplasty and Primary Knee Arthroplasty procedures. Revision and emergency procedures are not included.

This page estimates the infection rates and compliance of the Health Board, and provides a comparison with Wales.

1.1 Rates

Health Board	Primary Hip Arthroplasty Rates %	Primary Knee Arthroplasty Rates %
All Wales	0.90	1.41
Abertawe Bro Morgannwg University Health Board	1.29	0.92

1.2 Compliance

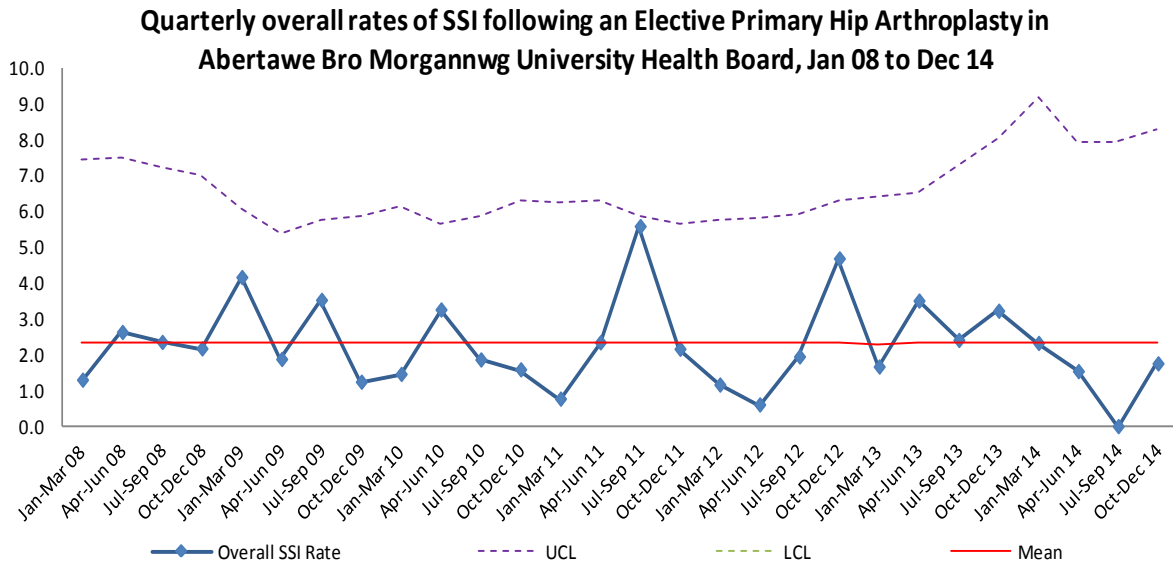
Health Board	Primary Hip Arthroplasty Compliance %	Primary Knee Arthroplasty Compliance %
All Wales	72.9	79.2
Abertawe Bro Morgannwg University Health Board	41.5	55.5

2. Detailed Rates and Compliance

This section details the rates and compliance for the Health Board.

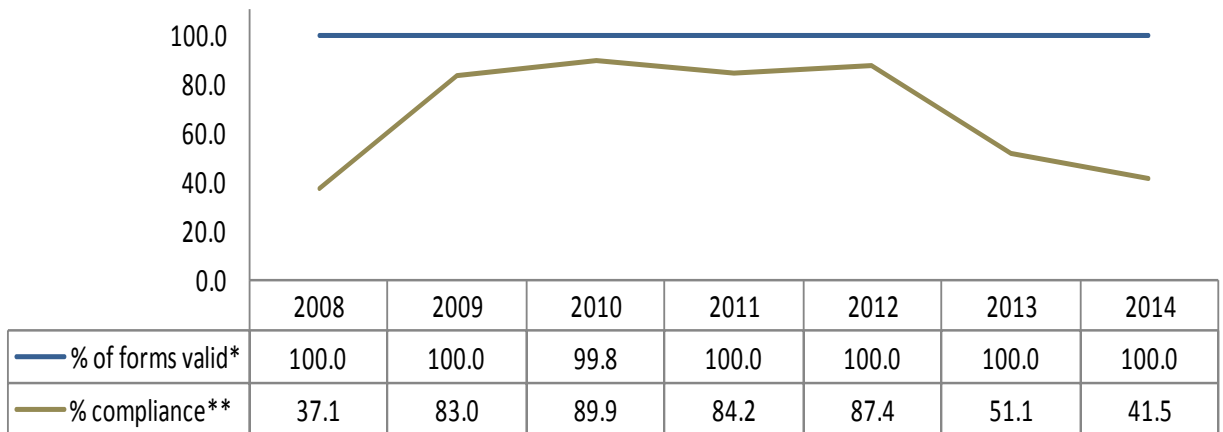
2.1 Primary Hip Arthroplasty Rates

Year	Number of procedures	Number of inpatient SSI	Number of post-discharge SSI	Overall SSI rate
2008	330	4	3	2.12
2009	688	5	13	2.62
2010	607	7	6	2.14
2011	604	11	6	2.81
2012	619	3	9	1.94
2013	380	0	5	1.32
2014	233	0	3	1.29



2.2 Primary Hip Arthroplasty Compliance

Annual % of returned forms that are valid* and % compliance in Abertawe Bro Morgannwg University Health Board , 2008-2014**

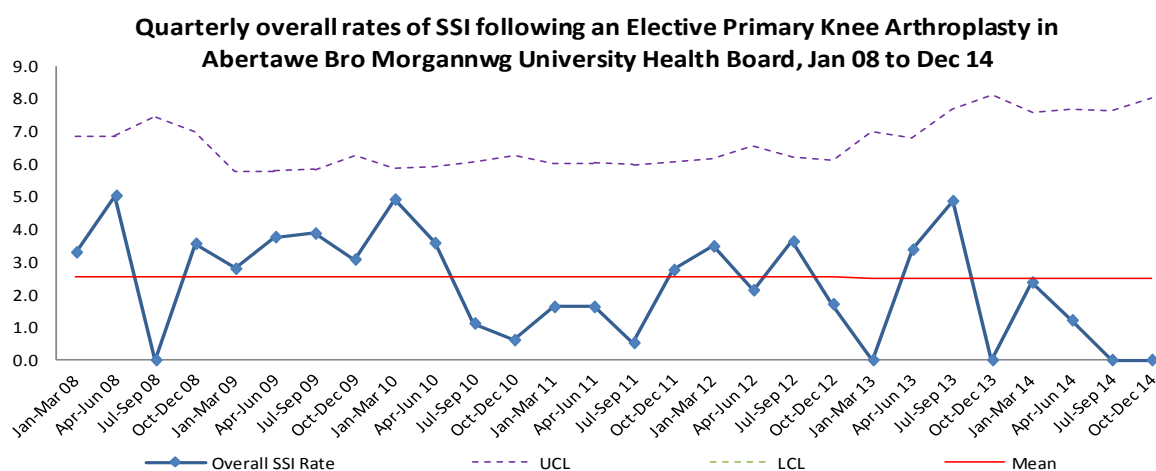


*Valid forms=IPSSI orPD SSI responses are completed

** Compliance=(Number of valid forms/Number of procedures reported to NWIS) x 100

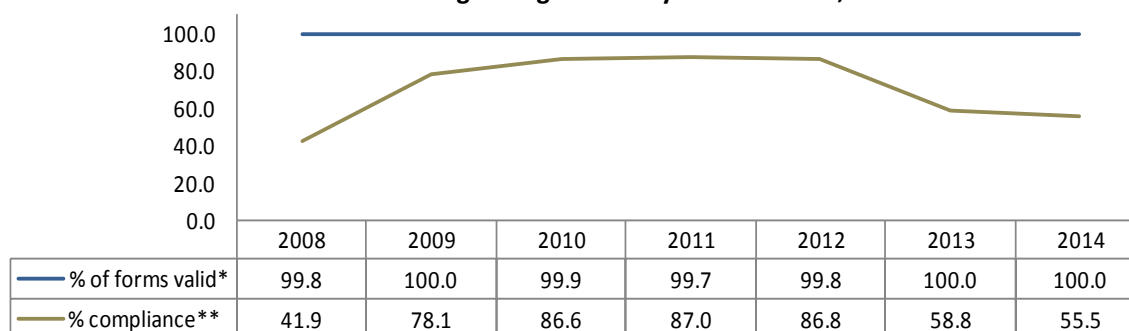
2.3 Primary Knee Arthroplasty Rates

Year	Number of procedures	Number of inpatient SSI	Number of post-discharge SSI	Overall SSI rate
2008	445	2	12	3.15
2009	794	8	19	3.40
2010	739	6	14	2.71
2011	739	0	12	1.62
2012	652	7	11	2.76
2013	378	3	5	2.12
2014	327	1	2	0.92



2.4 Primary Knee Arthroplasty Compliance

Annual % of returned forms that are valid* and % compliance in Abertawe Bro Morgannwg University Health Board, 2008-2014**



*Valid forms=IP SSI or PD SSI responses are completed

**Compliance=(Number of valid forms/Number of procedures reported to NWIS) x 100

Summary:

ABMU SSI rate following primary hip arthroplasty in 2014 was 1.3% compared to 1.9% and 1.3% in 2012 and 2013 respectively.

ABMU SSI rate for primary knee arthroplasty in 2014 was 0.9% compared to 2.8% and 2.1% in 2012 and 2013 respectively.